

Background

University transfer has been central to the mission of the Maricopa County Community College District since its establishment more than 40 years ago. Preparation for transfer is a primary reason many students enroll at the ten colleges. Forty-six percent of students district-wide indicate upon admission that they intend to transfer to a university. In fall 2006, this represented approximately 56,000 students.

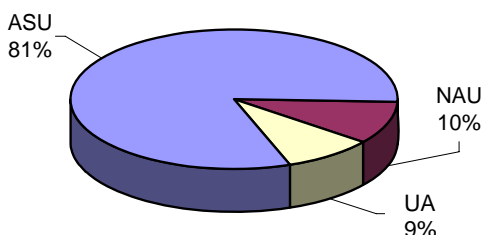
Students who transfer from one of the Maricopa Community Colleges to one of the three state public universities are tracked using the Arizona State System for Information on Student Transfer (ASSIST), the data source for this briefing paper. Students who transfer outside of the state public system are not included in this analysis. Consistent with the university definition of a transfer student, individuals are counted if they transferred 12 or more credit hours from a Maricopa Community College to one of the state universities.

Part I of this paper provides an analysis of students from the Maricopa Community Colleges who transferred to the three public state universities: Arizona State University (ASU), Northern Arizona University (NAU), and the University of Arizona (UA). Data for this section were obtained from the Maricopa Community Colleges Office of Institutional Effectiveness. Part II focuses specifically on transfer from Maricopa to ASU. Data for this section were provided by the University Office of Institutional Analysis at ASU.

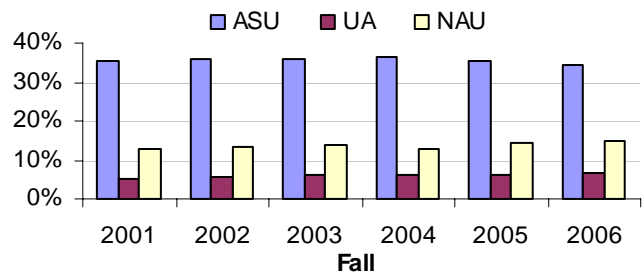
Part I: Maricopa Students Transferring to the Three Public State Universities

A total of 21,486 former MCCCDC students attended Arizona's three state universities as undergraduates as of fall 2006. The vast majority, 81%, attended ASU, with about equal percentages of the rest attending NAU and UA.

**Undergraduates at State Universities
with MCCCDC credits in Fall 2006**



**Share of University Undergraduates
with MCCCDC Credits**



Undergraduate Areas of Interest

University undergraduates who transferred credits from one of the Maricopa colleges pursue a variety of academic interests. The top areas of interest across all universities as of fall 2006 are listed in the table below.

| Major Area of Interest Undergraduate University Students with MCCCDC Credits | | |
|--|---------------|-------------|
| Area of Interest* | Students | Percent |
| Business, Management, Marketing, and Related Support Service | 3,244 | 15% |
| Education | 2,684 | 12% |
| Biological and Biomedical Sciences | 1,419 | 7% |
| Engineering | 1,346 | 6% |
| Multi/Interdisciplinary Studies | 1,268 | 6% |
| No Major | 1,223 | 6% |
| Communication, Journalism, and Related Programs | 1,154 | 5% |
| Psychology | 1,131 | 5% |
| Visual and Performing Arts | 1,038 | 5% |
| Health Professions and Related Clinical Sciences | 1,017 | 5% |
| Social Sciences | 1,007 | 5% |
| Parks, Recreation, Leisure and Fitness Studies | 717 | 3% |
| All Other Areas | 4,238 | 20% |
| Total | 21,486 | 100% |

*Areas of Interest are categorized by standard Classification of Instructional Program (CIP) Codes.

New Transfer Students

Of the new transfer students enrolled at a state university in fall 2006 with transfer credits from the Maricopa colleges:

- 78% percent had transferred at least 35 credit hours.
- On average, students transferred 50 credit hours.

Undergraduate Degrees Earned after Transfer

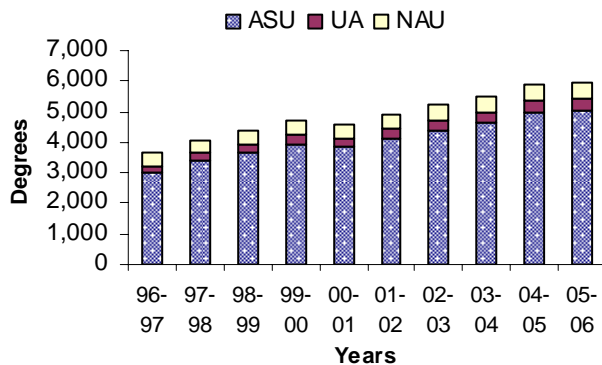
In academic year 2005-06 there were 5,930 MCCCDC transfer students who received an undergraduate degree from a state university.

- The number of Maricopa transfer students receiving undergraduate degrees from a state university increased 51% over the past 10 years – from 3,644 in 1996-97 to 5,930 in 2005-06.
- Over that ten year period, the total number of undergraduate degrees conferred to Maricopa transfer students was 48,879.

Summary of Major Findings: Maricopa Students at the State Universities

- *In fall 2006, more than 21,000 students enrolled as undergraduates at state universities had transferred 12 or more hours from the Maricopa Community Colleges. The large majority of these (81%) transferred to ASU.*
- *The top major areas of interest for these students were Business, Management, Marketing, and Related Support Service; Education; Biological and Biomedical Sciences, Engineering, and Multi/Interdisciplinary Studies.*
- *New university transfers in fall 2006 comprised more than 3,700 Maricopa students, and they transferred an average of 50 credit hours.*
- *Almost 6,000 Maricopa transfer students received an undergraduate degree from a state university in academic year 2005-2006.*
- *Over the last decade 48,879 undergraduate degrees were conferred to Maricopa transfer students at the state universities.*

Undergraduate Degrees Awarded to Students with 12+ MCCCDC Credits



Part II: Maricopa Students Transferring to Arizona State University

The Maricopa Community Colleges and Arizona State University are major contributors to higher education in Maricopa County and throughout the state. Because of proximity and complementary missions, the two institutions have a long history of well-established transfer partnerships. A large majority (81%) of Maricopa students who attend a state university transfer to ASU. This section focuses specifically on Maricopa students who transfer 12 or more credits to Arizona State University. Data were provided by the ASU University Office of Institutional Analysis.

Highlights About Maricopa-to-ASU Transfer Students

- 64% of the new transfer students at ASU in academic year 2006-07 had transferred 12+ credits from one of the Maricopa colleges.
- 36% of the total ASU undergraduate population had transferred 12+ Maricopa credits.
- 52% of ASU graduates receiving undergraduate degrees in academic year 2005-06 had transferred 12+ credits from a Maricopa college.

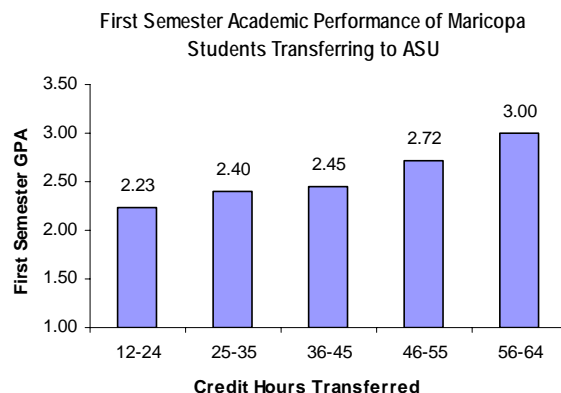
| Students with 12+ Maricopa Transfer Credits at Arizona State University | | | |
|---|-----------|----------------------------|-----|
| | Total ASU | Maricopa Transfer Students | |
| | # | # | % |
| AY 2006-07 New Transfers | 7,257 | 4,627 | 64% |
| Fall 2006 Undergraduates | 50,755 | 18,144 | 36% |
| AY 05-06 ASU Bachelor Degree Recipients | 9,669 | 4,980 | 52% |

Academic Performance of Maricopa-to-ASU Transfer Students

The data indicate that Maricopa students who transfer to ASU perform well academically and have high persistence and graduation rates. And, Maricopa students perform better than their transfer peers from other two-year colleges.

On average in fall 2006, Maricopa students in their first semester at ASU earned a grade point average (GPA) of 2.85 compared to 2.78 for non-Maricopa transfers.

Notably, the more credits a student transfers from Maricopa, the more hours earned and the higher his or her GPA the first semester enrolled. The relationship of GPA to credits transferred is illustrated in the following graph.



GPA at Graduation

The academic performance of Maricopa-to-ASU transfer students who earn baccalaureate degrees at ASU is exactly on par with native ASU students (i.e., those who began studies at ASU and did not transfer). In academic year 2005-06, both groups of bachelor degree recipients had a cumulative university GPA of 3.26.

When comparing Maricopa-to-ASU transfer students to transfer students from all other two-year colleges, Maricopa students show a higher cumulative university GPA (3.26 compared to 3.22). They also have fewer total earned hours at graduation: 133 for Maricopa students compared to 137 for other transfers. This is likely an indicator of efficiency in transfer of credit for students between the two institutions.

Persistence and Graduation Rates

Maricopa-to-ASU students who transferred as upper-division status (i.e., 56 or more transfer hours) over a three year period had one-year persistence rates of 88%, about 10% higher than non-Maricopa transfers to ASU. This same pattern holds as well for lower-division transfers, with Maricopa students showing higher persistence.

A cohort of Maricopa-to-ASU transfer students who transferred as upper-division in Fall 2002 and were tracked for four years had a 78% graduation rate. A comparable cohort of non-Maricopa transfers had a 64% graduation rate for the same period.

Summary of Major Findings: Maricopa Students at ASU

- *Maricopa students comprise 64% of ASU's new transfers and 52% of ASU's undergraduate degree recipients.*
- *The more credit hours a student transfers from the Maricopa Community Colleges, the higher his or her first semester GPA at ASU.*
- *Maricopa-to-ASU transfers who earn baccalaureate degrees at ASU have the same university cumulative GPA as native ASU students – 3.26.*
- *Maricopa-to-ASU transfer students outperform their non-Maricopa transfer peers on GPA, one-year persistence rates, and graduation rates.*

Conclusions

The analyses conducted for this briefing paper indicate that the Maricopa Community Colleges are fulfilling their mission of university transfer for students pursuing a four-year degree at one of Arizona's three state universities. Data available through the state-funded ASSIST student database have enabled tracking of transfer patterns between the community colleges and state universities. These data clearly indicate that, on average, Maricopa students who attain their goal of university transfer fare extremely well once at the university, persist at their studies, and complete their baccalaureate degrees.

Work remains to be done in tracking transfer students from the Maricopa Community Colleges to private and out-of-state colleges and universities. And additional questions remain regarding outcomes for students who do not attain their transfer goals.

Data Sources: Arizona State System for Information of Student Transfer (ASSIST); Part I: MCCC Office of Institutional Effectiveness; Part II: ASU University Office of Institutional Analysis

For additional information, please contact:
Maricopa Community Colleges
Division of Academic Affairs
Center for Curriculum & Transfer Articulation
480-731-8027
www.maricopa.edu/academic/ccta/

Maricopa Community Colleges Transfer Mission

The Maricopa Community Colleges' mission statement defines University Transfer Education as one of seven priorities for the colleges. The Governing Board has adopted a specific goal for University Transfer Education and General Education with four objectives:

1. *Students who transfer to a baccalaureate degree granting institution will be prepared to successfully attain their educational goals.*
2. *Students will demonstrate post-secondary competencies in communication (writing, speaking, listening), reading, the humanities, science, critical thinking, problem solving, computer and information literacy, and mathematics.*
3. *Students will experience a seamless transfer to baccalaureate degree granting institutions.*
4. *Students will successfully complete certificate and associate degree programs.*