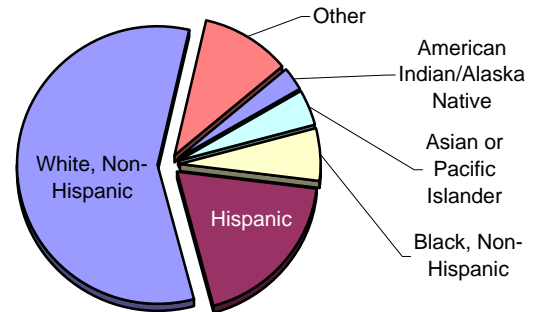
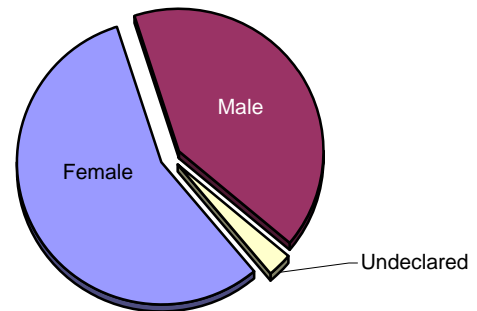


- ◇ **Headcount Enrollment: 118,665**
- ◇ **Full-time Student Equivalents (FTSE): 51,766.3**
- ◇ **Average Full-Time Credit Hours: 13.5**
- ◇ **Average Part-Time Credit Hours: 5.2**

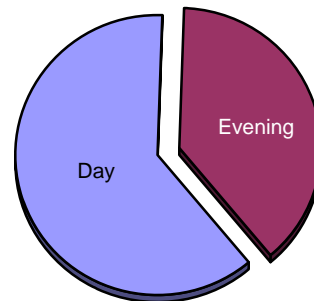
Ethnicity	
American Indian/Alaska Native	2.7%
Asian or Pacific Islander	4.4%
Black, Non-Hispanic	5.9%
Hispanic	19.1%
White, Non-Hispanic	57.6%
Other	10.3%



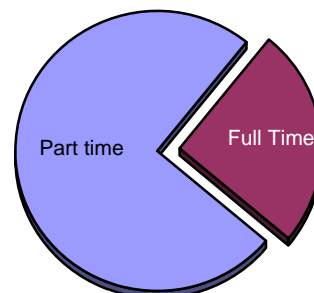
Gender	
Female	56.0%
Male	41.2%
Undeclared	2.8%



Primary Time of Attendance	
Day	61.5%
Evening	38.5%



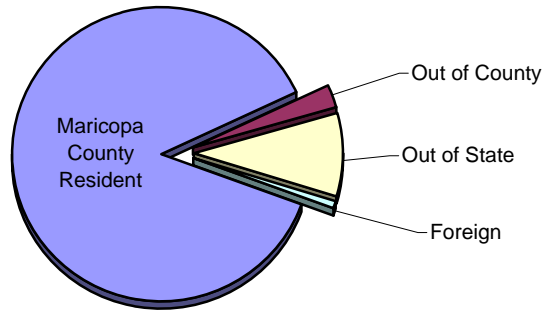
Enrollment Status	
Part time	74.6%
Full time	25.4%



MCCCD Student Profile: Fall 45th Day Continued

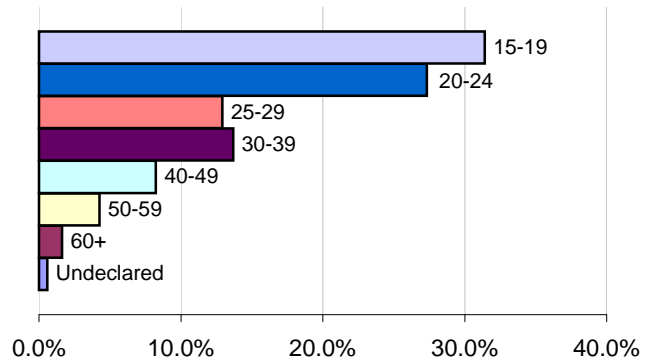
Residency

Maricopa County Resident	87.5%
Out of County	2.5%
Out of State	9.1%
Foreign	0.9%



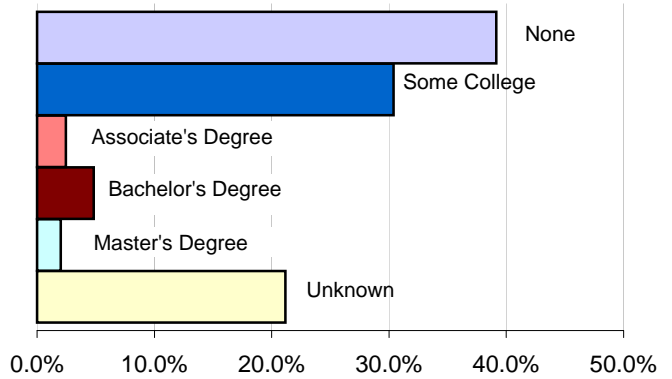
Enrollment by Age Group

15-19	31.4%
20-24	27.3%
25-29	12.9%
30-39	13.7%
40-49	8.2%
50-59	4.3%
60+	1.6%
Undeclared	0.6%



Prior College Experience

None	39.2%
Some College Or University	30.4%
Associate Degree	2.4%
Bachelor Degree	4.8%
Master Degree	2.0%
Unknown	21.2%



New, Former, or Continuing

New	38.7%
Former	15.5%
Continuing	45.8%

