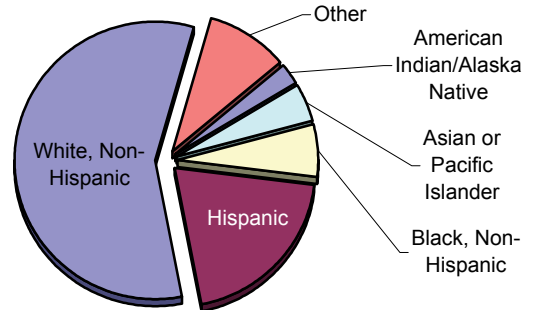


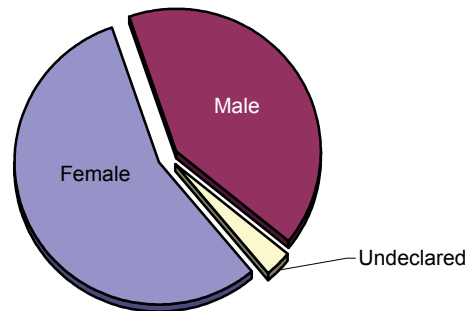


- ◇ Headcount Enrollment: **120,096**
- ◇ Full-time Student Equivalents (FTSE): **51,178**
- ◇ Average Full-Time Credit Hours: **13.5**
- ◇ Average Part-Time Credit Hours: **5.3**

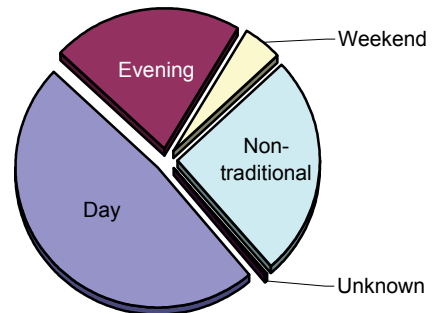
Ethnicity	
American Indian/Alaska Native	2.6%
Asian or Pacific Islander	4.4%
Black, Non-Hispanic	6.1%
Hispanic	20.0%
White, Non-Hispanic	57.5%
Other	9.3%



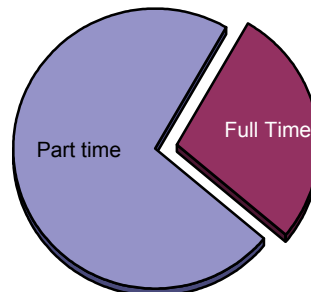
Gender	
Female	55.9%
Male	41.0%
Undeclared	3.2%



Primary Time of Attendance	
Day	48.0%
Evening	21.6%
Weekend	4.5%
Non-traditional	25.7%
Unknown	0.2%



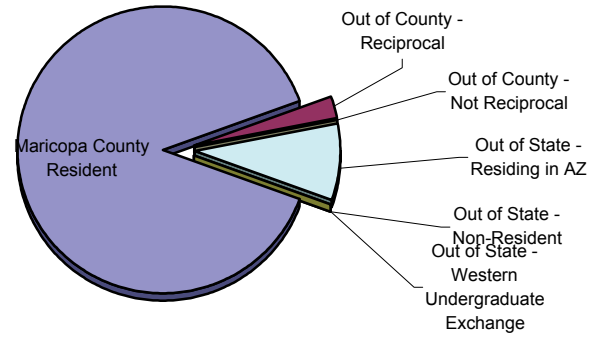
Enrollment Status	
Part time	72.2%
Full time	27.8%



MCCCD Student Profile: Fall 45th Day Continued

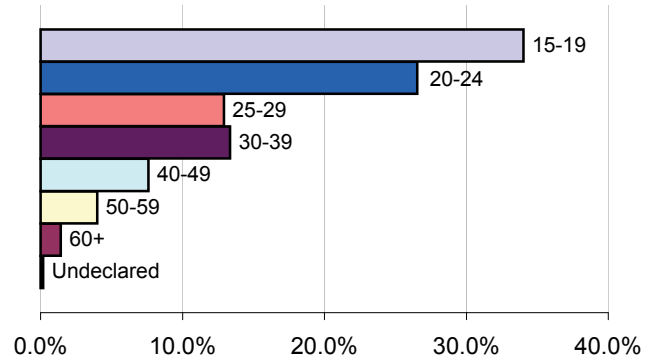
Residency

Maricopa County Resident	87.8%
Out of County - Reciprocal	2.3%
Out of County - Not Reciprocal	<1%
Out of State - Residing in AZ	8.6%
Out of State - Non-Resident	<1%
Out of State - Western Undergraduate Exchange	<1%



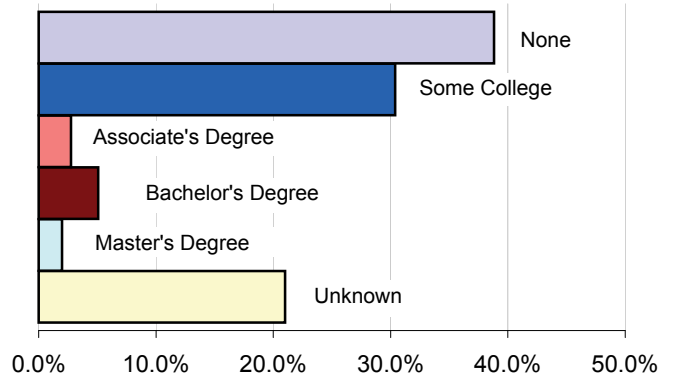
Enrollment by Age Group

15-19	34.0%
20-24	26.5%
25-29	12.9%
30-39	13.4%
40-49	7.6%
50-59	4.0%
60+	1.4%
Undeclared	0.2%



Prior College Experience

None	38.8%
Some College Or University	30.4%
Associate Degree	2.7%
Bachelor Degree	5.1%
Master Degree	2.0%
Unknown	21.0%



New, Former, or Continuing

New	40.0%
Former	17.1%
Continuing	42.9%

