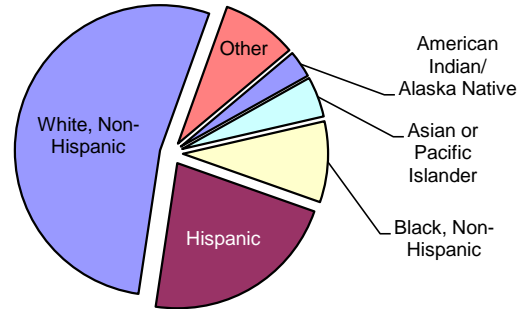


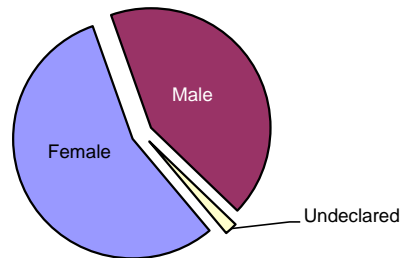


- ◇ Headcount Enrollment: **139,979**
- ◇ Full-time Student Equivalents (FTSE): 62,561.5
- ◇ Average Full-Time Credit Hours: 13.3
- ◇ Average Part-Time Credit Hours: 5.7

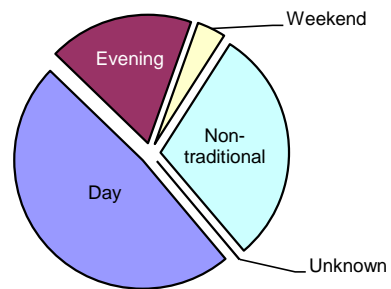
Ethnicity	
American Indian/Alaska Native	3.0%
Asian or Pacific Islander	4.5%
Black, Non-Hispanic	9.0%
Hispanic	22.0%
White, Non-Hispanic	53.1%
Other	8.4%



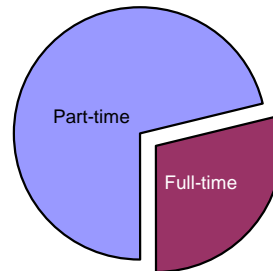
Gender	
Female	55.7%
Male	42.6%
Undeclared	1.7%



Primary Time of Attendance	
Day	48.3%
Evening	18.2%
Weekend	3.6%
Non-traditional	29.7%
Unknown	0.1%



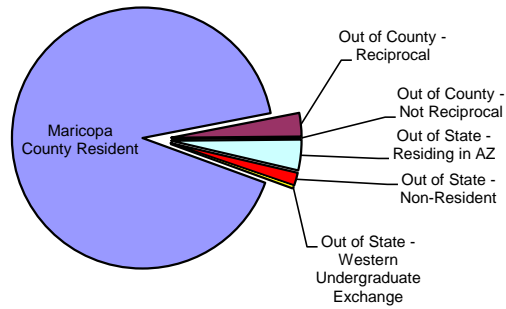
Enrollment Status	
Part-time	71.2%
Full-time	28.8%



MCCCD Student Profile: Fall 45th Day 2011 Continued

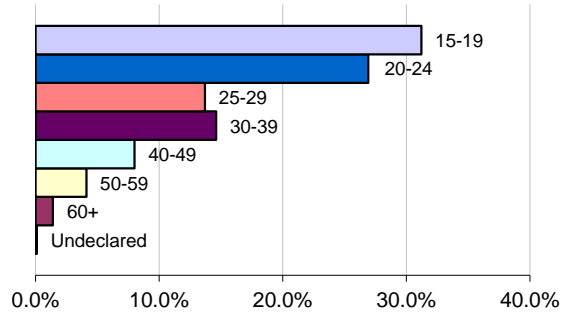
Residency

Maricopa County Resident	91.4%
Out of County - Reciprocal	2.9%
Out of County - Not Reciprocal	0.0%
Out of State - Residing in AZ	3.8%
Out of State - Non-Resident	1.6%
Out of State - Western Undergraduate Exchange	0.3%



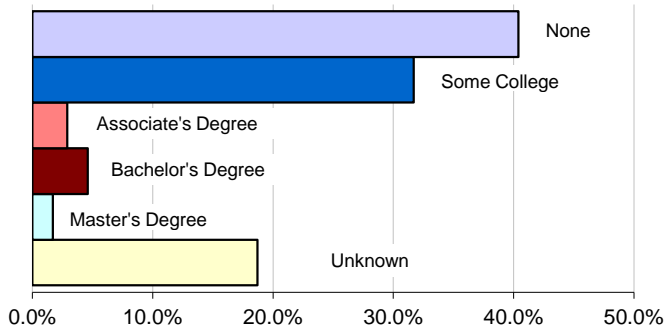
Enrollment by Age Group

15-19	31.2%
20-24	26.9%
25-29	13.7%
30-39	14.6%
40-49	8.0%
50-59	4.1%
60+	1.4%
Undeclared	0.1%



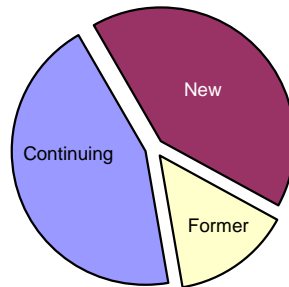
Prior College Experience

None	40.4%
Some College Or University	31.7%
Associate Degree	2.9%
Bachelor Degree	4.6%
Master Degree	1.7%
Unknown	18.7%



New, Former, or Continuing

New	41.3%
Former	14.3%
Continuing	44.4%



Educational Intent

Transfer to College or University	37.7%
Workforce	41.6%
Personal Interest	18.5%
Undeclared	2.1%

