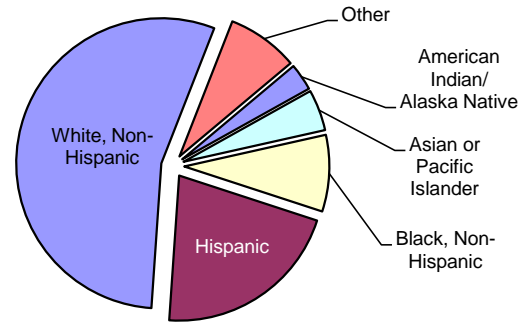


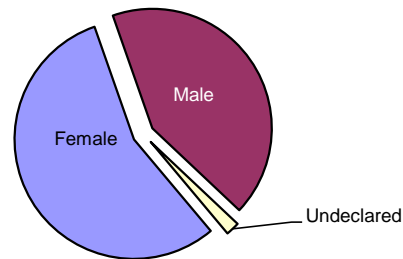


- ◇ Headcount Enrollment: **137,763**
- ◇ Full-time Student Equivalents (FTSE): **57,793.0**
- ◇ Average Full-Time Credit Hours: **13.4**
- ◇ Average Part-Time Credit Hours: **5.5**

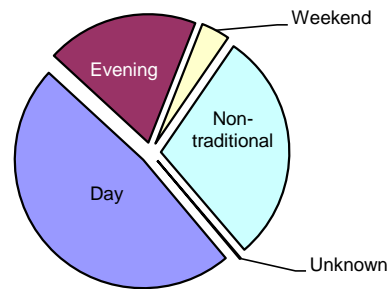
Ethnicity	
American Indian/Alaska Native	3.0%
Asian or Pacific Islander	4.6%
Black, Non-Hispanic	8.5%
Hispanic	21.1%
White, Non-Hispanic	54.8%
Other	7.9%



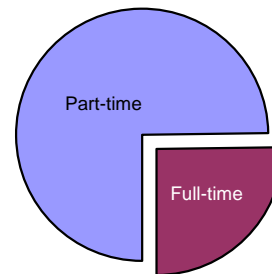
Gender	
Female	55.7%
Male	42.4%
Undeclared	1.9%



Primary Time of Attendance	
Day	48.0%
Evening	19.1%
Weekend	3.6%
Non-traditional	29.2%
Unknown	0.1%



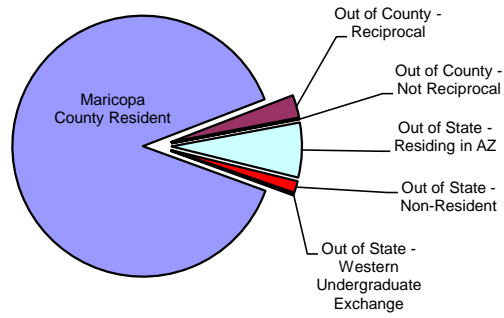
Enrollment Status	
Part-time	74.8%
Full-time	25.2%



MCCCD Student Profile: Spring 45th 2011 Day Continued

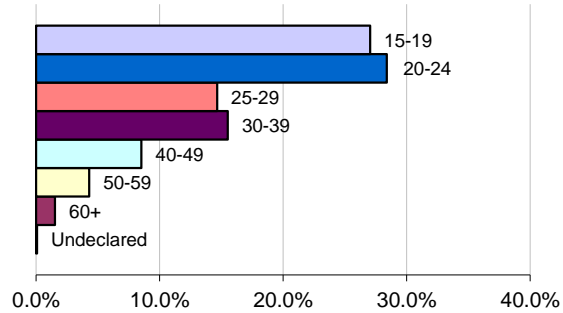
Residency

Maricopa County Resident	88.6%
Out of County - Reciprocal	2.8%
Out of County - Not Reciprocal	0.1%
Out of State - Residing in AZ	6.8%
Out of State - Non-Resident	1.5%
Out of State - Western Undergraduate Exchange	0.3%



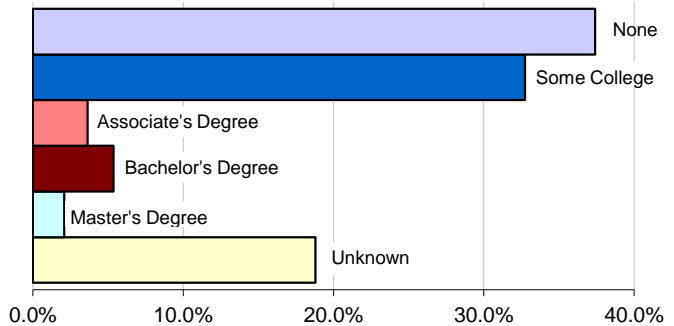
Enrollment by Age Group

15-19	27.0%
20-24	28.4%
25-29	14.7%
30-39	15.5%
40-49	8.5%
50-59	4.3%
60+	1.5%
Undeclared	0.1%



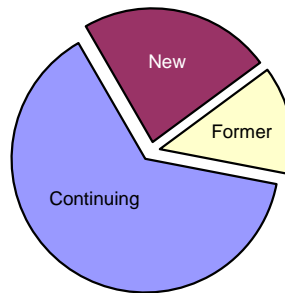
Prior College Experience

None	37.4%
Some College Or University	32.7%
Associate Degree	3.6%
Bachelor Degree	5.3%
Master Degree	2.1%
Unknown	18.8%



New, Former, or Continuing

New	23.2%
Former	13.2%
Continuing	63.6%



Educational Intent

Transfer to College or University	37.1%
Workforce	41.7%
Personal Interest	18.5%
Undeclared	2.7%

