

# 2008 Progress Report on ACE



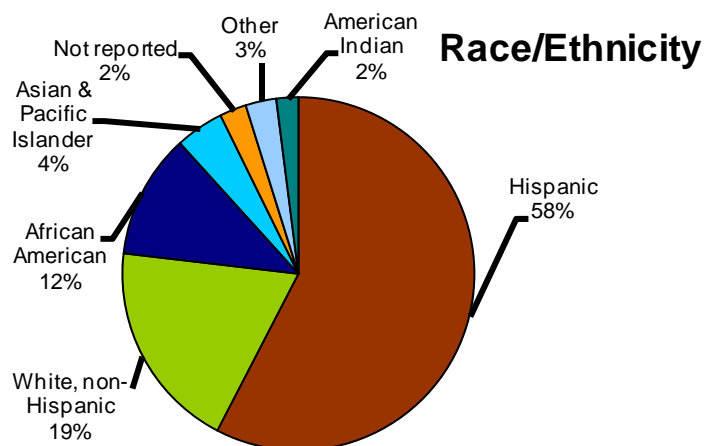
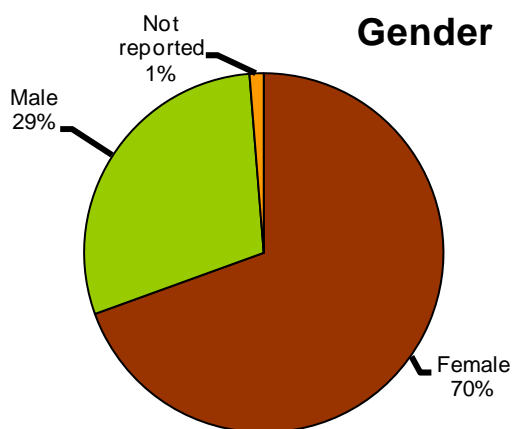
The Maricopa Achieving a College Education (ACE) program is designed to reduce dropouts among at-risk high school students and transition students to college. The program has served over 6,442 students, beginning with the 1994 Cohort (1996 high school graduates). ACE student outcomes are tracked using the *Arizona State System for Information on Student Transfer (ASSIST)*. This database has enrollment and degree information available on students attending Arizona's public universities and community college districts

This report summarizes outcomes related to the program's three primary goals for ACE students:

**Goal 1:** Graduate from high school **Goal 2:** Go on to college **Goal 3:** Earn a degree or certificate

## ACE Student Demographics

*Includes 6,442 ACE students who have participated in the program starting with 1994 cohort*



### About the ACE Program...

The Maricopa ACE program is nationally recognized for its proven success in providing at-risk students the opportunity to take college credit courses while still enrolled in high school. Program design includes:

- Bringing together three facets of the educational pipeline: high school, community college, and university
- Helping students make smooth transitions at the important junctures (from high school to community college and community college to university)

*The ACE Advantage: Charting the Pathway to College (1999)* validated the nine essential elements that make the ACE program a success:

1. Creation of student cohort groups
2. Focus on at-risk students
3. High academic standards
4. Non-threatening environment
5. Continuous contact with students
6. Family involvement
7. Strong collaboration between institutions
8. Long overlap of transition points
9. Scholarships and Financial Aid information

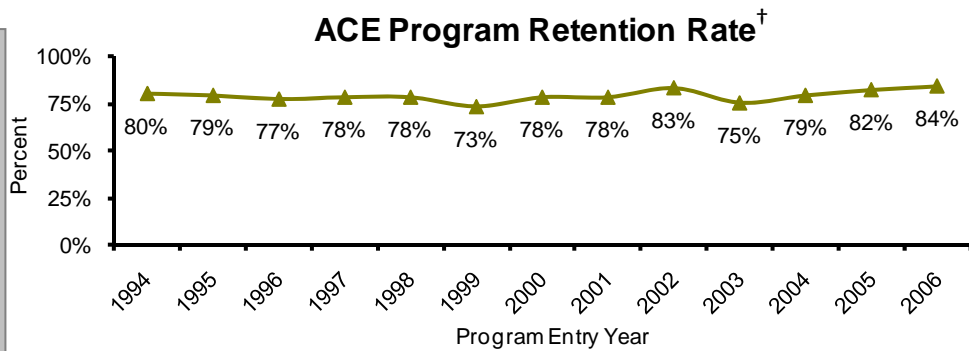
### Program Selection Criteria

The Maricopa ACE program looks for high school sophomores who meet at least one of the following criteria:

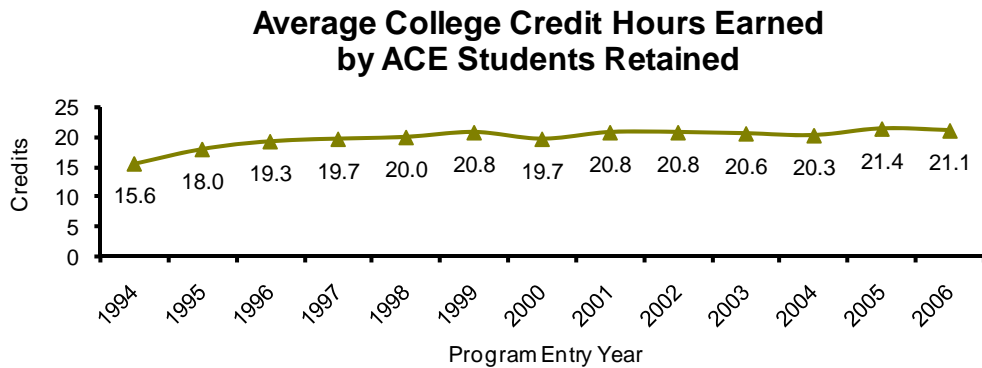
- ✓ First generation to attend college
- ✓ Works 10-30 hours
- ✓ Evidence of single parent home
- ✓ Underrepresented group
- ✓ Environmental factors such as foster care, lives in temporary housing, teen parent, etc.
- ✓ Legacy-sibling or relative of an ACE participant
- The ACE program selects from all quartiles of academic performance, but concentrates on high school students whose grades fall in the B or C averages
- ACE students enrolled in high school are concurrently enrolled in college courses
- Maricopa faculty teach all ACE college courses
- ACE students must meet prerequisite requirements for all college courses
- ACE cohorts attend college classes during summer sessions and on Saturdays during the fall and spring semesters

## Goal 1: Graduate from high school

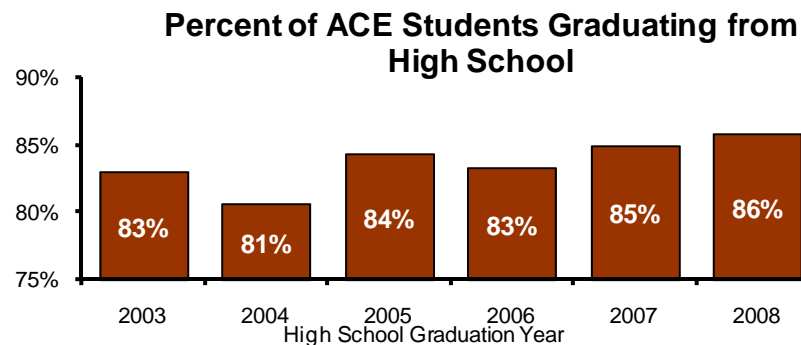
*ACE program retention is defined as students earning one or more college credits in both their junior and senior*



<sup>†</sup> Retention rates from previous years increased slightly due to SIS conversion and use of single student ID across all colleges.



*Cohorts prior to 2001 are excluded because high school graduation status was self-reported.*



### High School Performance

Beginning with the 2001 cohort, ACE established a survey process to collect high school graduation data directly from high schools. Prior to the 2001 cohort, high school graduation status was self-reported by the students and, therefore, is not included.

Beginning with the 2001 cohort:

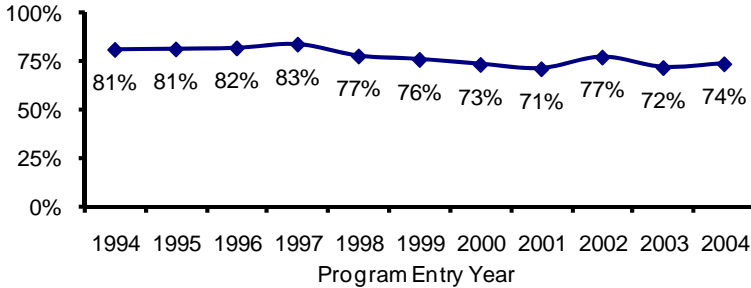
- On average, 84% of ACE students graduated from high school
- On average, 76% of the ACE students were retained in the ACE program
- Students retained earned an average 20.5 college credits while in high school
- Students who completed just the first year of the program earned an average 6.9 college credits
- ACE students graduating from high school in 2007 & 2008 had an average high school GPA of 3.14 and 3.15 respectively
- 86% of ACE students graduated early or on time in 2007

High school graduation rate data was collected by surveying the high schools that ACE students attended beginning with the 2001 cohort (2003 high school graduates).

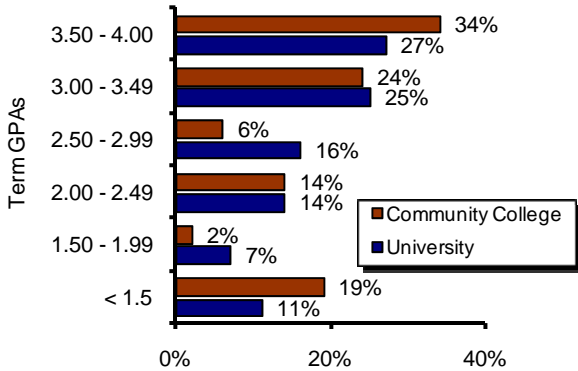
Response rate for the 2007 & 2008 High School Graduation Survey was 94%.

## Goal 2: Go on to college

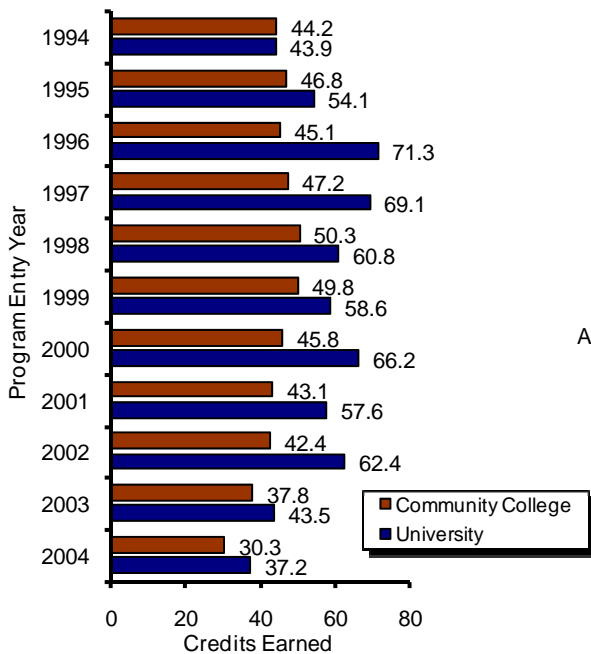
### Students Attending College after the ACE Program



### Total Distribution of College Semester GPA



### Average College Credit Earned



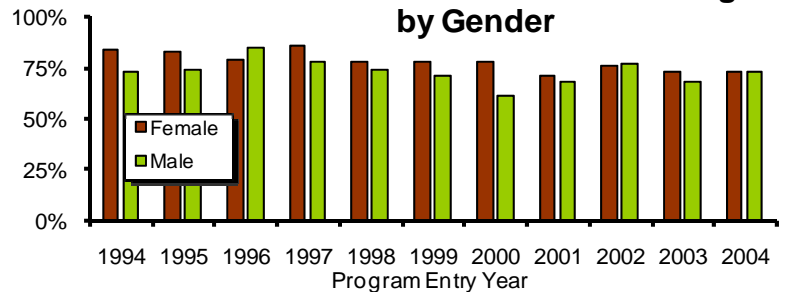
### College Performance

Outcome data about students who go on to college after the ACE program are available beginning with the 1994 cohort (1996 high school graduates) via the ASSIST database which contains enrollment and degree information on students attending Arizona's public universities and community colleges. This report includes ASSIST community college enrollment data through Summer 2007 and university enrollment data through Fall 2008.

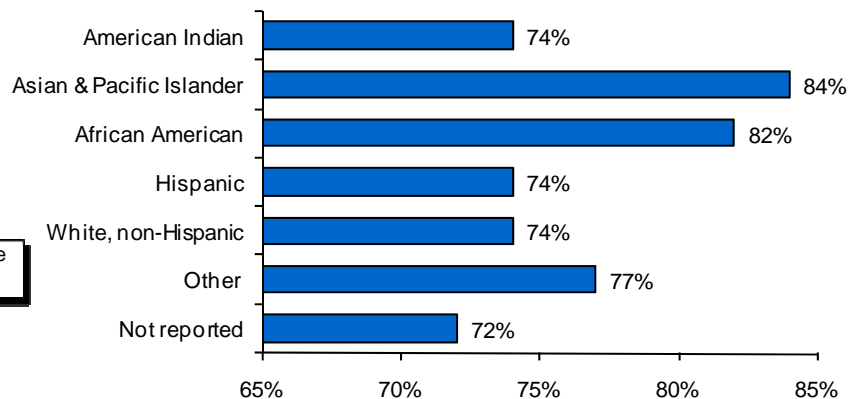
Data are not available for students who go on to private or out-of-state institutions, making these numbers slightly understated.

- For the 2004 cohort, there is no difference in ACE students who go on to college based on gender
- There are some differences in ACE students who go on to college based on race/ethnicity
- 78% of community college semester GPAs and 82% of university semester GPAs are 2.0 or higher
- After one year out of high school, 74% of the 2004 cohort had gone on to college

### ACE Students Who Go on to College by Gender



### ACE Students Who Go On to College by Race/Ethnicity



# Goal 3: Earn a degree or certificate

## Degrees & Certificates Awarded

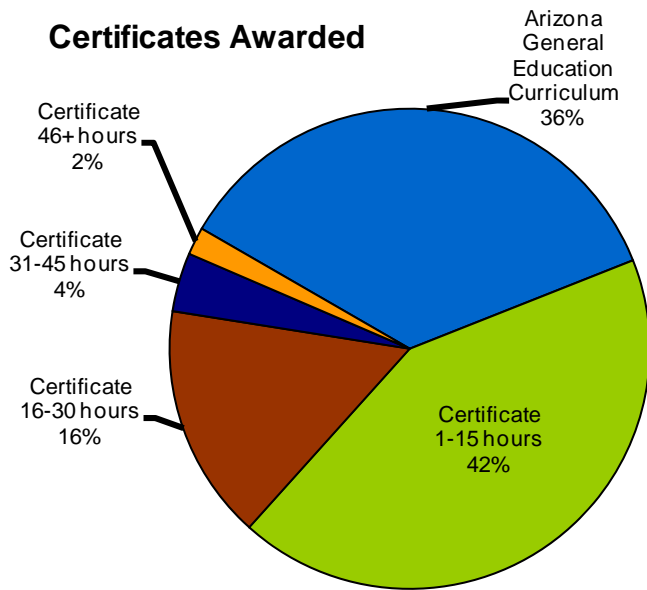
Seven-hundred and ninety-one (791) ACE students have earned one or more certificates or degrees to date (1,194 awards in total). This report includes the following certificates and degrees awarded by Arizona community colleges through Summer 2007 and degrees awarded by the Arizona public universities through Spring 2008.

## Accounting for All Students

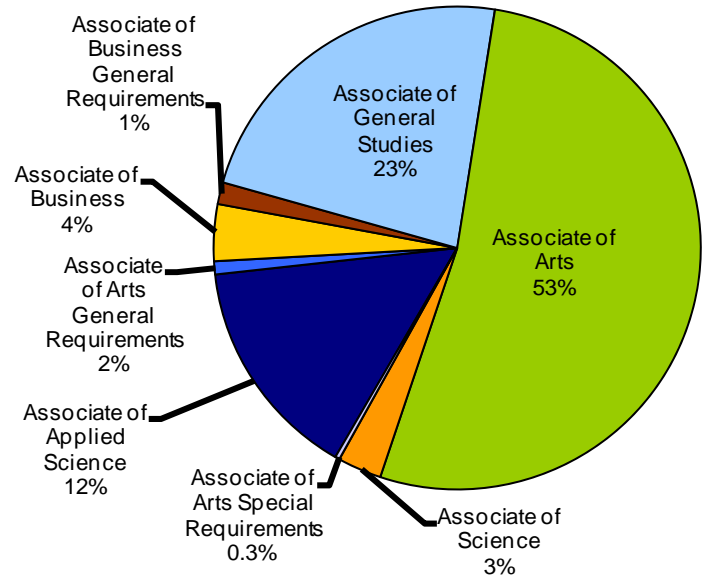
Includes 6,442 ACE students who have participated in the program starting with 1994 Cohort program entry year

- 35% went on to college but were no longer attending (2,232); 22% of these students (503) earned a certificate or degree
- 5% were still enrolled in a community college (334)
- 12% were still enrolled in a university (779)
- 12% were still enrolled in high school (782)
- 15% have not gone on to college (984); 2% of these students (17) earned a certificate while in high school
- 21% do not have complete data available yet due to the ASSIST data submission schedule (1,331)

## Certificates Awarded



## Associate Degrees Awarded



## All Degrees Earned at Arizona Universities by Degree College

