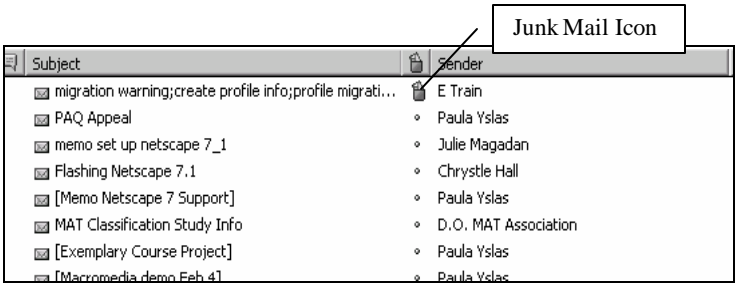
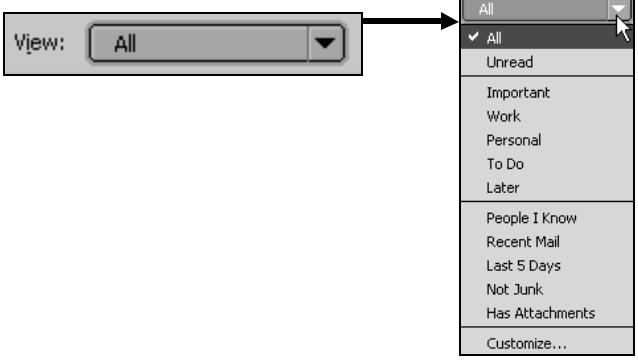
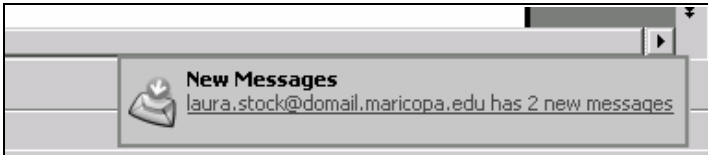
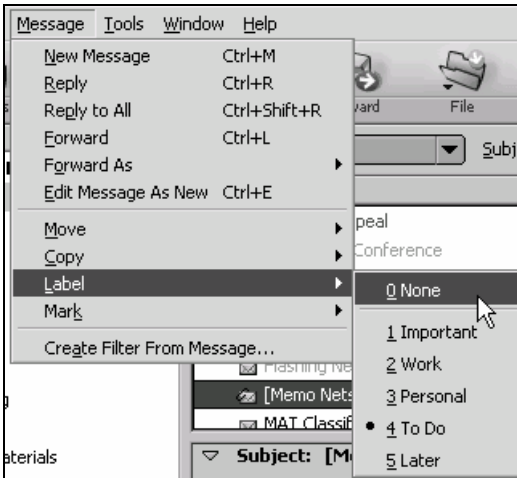
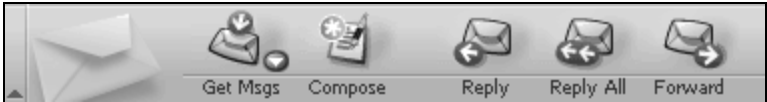
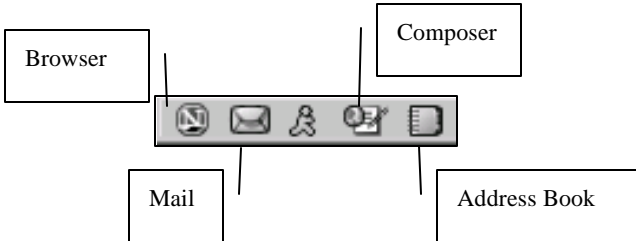

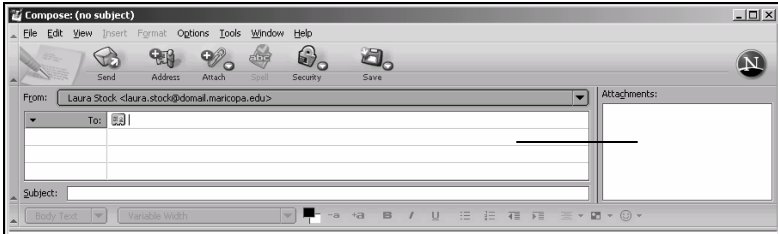

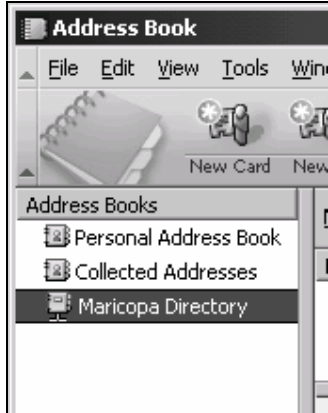


What's New in Netscape Messenger 7.1?

Are you upgrading your Netscape Messenger client from 4.7 to 7.1? If so, here are some new features and some minor changes that you will encounter.

<p>Junk Mail Controls help you say goodbye to spam. Our advanced junk mail controls learn from you as you mark items as junk mail or not junk mail. Once you have trained Netscape Mail, junk mail can be automatically deleted or moved to a folder you specify.</p>	 <p>The screenshot shows an email list with columns for 'Subject' and 'Sender'. A small trash can icon, labeled 'Junk Mail Icon', is positioned to the right of the 'Sender' header. Below the header, several email entries are listed, each with a small trash can icon in the 'Sender' column.</p>												
<p>Mail Views gives you a quick view of your e-mail. Whether you want to see only the most recent mail or only e-mail from people you know, mail views provides you a quick filter for managing your mail. You can also create your own custom views.</p>	 <p>The screenshot shows a 'View:' dropdown menu set to 'All'. A mouse cursor is clicking on the 'All' option in the expanded list. Other options in the list include 'Unread', 'Important', 'Work', 'Personal', 'To Do', 'Later', 'People I Know', 'Recent Mail', 'Last 5 Days', 'Not Junk', 'Has Attachments', and 'Customize...'</p>												
<p>Quick Search lets you find an e-mail address or message within your e-mail inbox lightning-fast. Type only a few letters in the Quick Search field, and matching results come up based on the subject line or sender-instantly. Like Quick Search in Mail, Quick Search in Address Book locates a name instantly without needless scrolling.</p>	<table border="1" data-bbox="706 1344 1469 1575"> <tr> <td data-bbox="706 1344 868 1438">Keyword Search</td> <td data-bbox="868 1344 1469 1438"> <input type="text" value="Subject or Sender contains: Netscape"/> </td> </tr> <tr> <td data-bbox="706 1438 868 1575">Results in Message List</td> <td data-bbox="868 1438 1469 1575"> <table border="1"> <thead> <tr> <th>Subject</th> <th>Sender</th> </tr> </thead> <tbody> <tr> <td>memo set up netscape 7_1</td> <td>Julie Magadan</td> </tr> <tr> <td>Flashing Netscape 7.1</td> <td>Chrystle Hall</td> </tr> <tr> <td>[Memo Netscape 7 Support]</td> <td>Paula Yslas</td> </tr> </tbody> </table> </td> </tr> </table>	Keyword Search	<input type="text" value="Subject or Sender contains: Netscape"/>	Results in Message List	<table border="1"> <thead> <tr> <th>Subject</th> <th>Sender</th> </tr> </thead> <tbody> <tr> <td>memo set up netscape 7_1</td> <td>Julie Magadan</td> </tr> <tr> <td>Flashing Netscape 7.1</td> <td>Chrystle Hall</td> </tr> <tr> <td>[Memo Netscape 7 Support]</td> <td>Paula Yslas</td> </tr> </tbody> </table>	Subject	Sender	memo set up netscape 7_1	Julie Magadan	Flashing Netscape 7.1	Chrystle Hall	[Memo Netscape 7 Support]	Paula Yslas
Keyword Search	<input type="text" value="Subject or Sender contains: Netscape"/>												
Results in Message List	<table border="1"> <thead> <tr> <th>Subject</th> <th>Sender</th> </tr> </thead> <tbody> <tr> <td>memo set up netscape 7_1</td> <td>Julie Magadan</td> </tr> <tr> <td>Flashing Netscape 7.1</td> <td>Chrystle Hall</td> </tr> <tr> <td>[Memo Netscape 7 Support]</td> <td>Paula Yslas</td> </tr> </tbody> </table>	Subject	Sender	memo set up netscape 7_1	Julie Magadan	Flashing Netscape 7.1	Chrystle Hall	[Memo Netscape 7 Support]	Paula Yslas				
Subject	Sender												
memo set up netscape 7_1	Julie Magadan												
Flashing Netscape 7.1	Chrystle Hall												
[Memo Netscape 7 Support]	Paula Yslas												

<p>Mail Alerts give discreet notification of new e-mail messages in your computer's system tray-even if you don't have Netscape open on your desktop. The notification pops up at the bottom-right corner of the computer screen</p>	
<p>Mail Labels let you organize your inbox or folders with color and categories that you set, such as "ASAP," "To Do," "Personal," or a project name. You can then sort by Label to help you prioritize or find a message. Add a label by selecting the message from the Message List and from the Message Menu, select Label and then any label.</p>	
<p>Look and Feel has changed in Netscape 7.1. Though functionality is the same, the color schemes and buttons are updated and more refined.</p>	
<p>The Status Bar that contains icons that link to each component of Netscape Communicator (i.e. Navigator, Messenger, Address Book, etc...) is located in the bottom-left portion of the Messenger Window. In previous versions, it was located in the bottom-right portion of the window.</p>	

<p>The Compose Button replaces the New Msg Button. When clicked on, this button opens a Compose Window.</p>	
<p>The Attachments Window displays in both the composition window and in messages sent and received with attachments. In the composition window, clicking anywhere in the Attachments Window will open an Attach files dialog box, where you can search the computer to select a file to attach. When opening a received message that has attachments, the Attachment Window will list the included attachments; you can then open or save the files.</p>	<p>Composition Window</p>  <p>Message Pane</p> 
<p>The Maricopa Directory is not listed first in the list of Address Books. When using the Address Book to look up an MCCC employee, you must first click on the Maricopa Directory before typing the name in the search field. If you do not, you will end up searching in your Personal Address Book instead!</p> <p>*Note: There is no way to change the order in which the Address Books are listed.</p>	

*Information provided by Netscape® Network Browser Central:
<http://channels.netscape.com/ns/browsers/mail.jsp>*